

2019 Webelos Camp



Parent/Leader Guide
















Sioux Council, BSA

Lewis and Clark Scout Camp

31069 430th Ave

Tabor, SD 57063

Activity Information

				
ADVENTURES IN SCIENCE	AQUANAUT	ARCHERY	AWARE AND CARE	BB SHOOTING
Completed	Completed	Completed	Completed	Completed
Requirements 1, 2, 3c, 3d, 3e, 3g	Requirements 1-7	Webelos will fulfill Level 1 for NEW Webelos Shooting Sports Award ????	Requirements 1, 2, 3, 4b and 4e	Webelos will fulfill Level 1 for NEW Webelos Shooting Sports Award???
Notes	Notes	Notes	Notes	Notes
		Safety instruction and stationary shooting will be covered	4e requires performance at closing campfire	Safety instruction and target practice will be covered.
				
BUILDING A BETTER WORLD	WEBELOS WALKABOUT	WHITLING CHIP	EARTH ROCKS!	FIRST RESPONDER
Completed	Completed	Completed	Completed	Completed
Requirements 1-5, 6a	Requirements 1-5	Requirements 1-5	Requirements 1-6	Requirements 1-5, 8
Notes	Notes	Notes	Notes	Notes
		Is a requirement for Bear Badge.		
				
INTO THE WILD	SPORTS	STRONGER, FASTER, HIGHER	MAESTRO!	OUTDOOR
Completed	Completed	Completed	Completed	Completed
Requirements 1, 4-8	Requirements 1-3	Requirements 1-4	Requirements 1b, 2a and 2g	Option A: Requirements 3-5 Option B: Requirements 2, 3
Notes	Notes	Notes	Notes	Notes
			2a and 2g Requires 2 performances at closing campfire.	Option A: Requirements 1, 2 at camp with Scout Leader Option B: Requirement 1 at camp with Scout Leader

How Do You Get in on the Action at Webelos Camp?

Getting ready for camp is easy. First, read the material included in this camp guide. Second, discuss with your Scout the exciting opportunity that going to Webelos Camp will provide for them. Third, contact your Webelos leader to see if your den will be going as a group. Fourth, register online at www.sioux council.org individually or with your Pack. Fifth, talk it over and talk it up. It'll make for a high point in your Scout's Webelos years!

General Webelos Camp Information

Camp fees are shown below. Registration is available online at www.sioux council.org.

Fees are not refundable but can be transferred to cover the registration fees of another Scout. Fees should be paid by **May 1st at 11:59 PM** to help in planning for camp.

<u>Registration by May 1st</u>	<u>Registration after May 1st</u>
Webelos (Scout) Fee \$120.00	Webelos (Scout) Fee.....\$130.00
Adult/Leader Fee\$ 80.00	Adult/Leader Fee.....\$ 90.00

T-shirts are included in price but are not available to order after May 15th

Camp Dates: Three exciting four day/three night sessions are planned:

June 30th – July 3rd

July 21st – July 24th

July 24th – July 27th

Sessions fill on a first come, first serve basis. The quicker you can get your reservation in the better chance you have to get the camp of your choice. We allow 200 total participants to attend each session. Register your scout as soon as possible.

General Camp Information

Camp Address

Lewis and Clark Scout Reservation, 31071 Boy Scout Rd, Tabor, SD 57063

Telephone

The camp telephone is used for camp business and emergencies only. Since there is only one line into camp, it cannot be tied up with personal calls. The camp number is (605) 665-7970 Fax: (605) 665-6124.

Trading Post

There is a Trading Post to provide additional snacks and souvenirs, so Webelos may wish to bring some spending money (est. \$50.00 to \$100.00). We suggest talking with pack leaders to establish a unit "banking" system to help safeguard money Scouts bring to camp. We cannot be responsible for lost or stolen personal items.

Visitors

We encourage and welcome visitors at the appropriate times. Parents who would like to camp overnight in order to help provide transportation home may pitch a tent or bring a SMALL camper to park in the family camping area. A small camping fee will apply. Vehicles must be parked in the designated parking area across from the administration building. Advance reservations for camping and meals are required.

In addition, visitors are welcome any day between the hours of 8:00 am and 9:00 pm. All visitors must register in the administration office upon arrival and purchase any meals they will eat at camp. Please be advised that visitors are not allowed to participate in camp programs due to BSA camping standards. This means that only registered youth members (Webelos Scouts) can use the waterfront, participate in shooting sports, etc.

Lost & Found

We will keep all the lost & found materials at camp for the entire summer. Everything will be sent to the Council Center for Scouting and held until the first of September. After that date all lost & found materials will be donated to a local thrift store.

Pets

Are **NOT** allowed at camp.

Camperships

Financial assistance for Sioux Council Webelos Scouts demonstrating a financial need is available for Webelos attending Lewis and Clark. Cubmasters or Webelos Leaders should contact gp to the camps registration landing page at www.siouxcouncil.org/summer-camp

Adult Leadership

In accordance with the national policies of the Boy Scouts of America, Webelos can go camping on a limited basis, only when accompanied by Webelos leaders and/or parents. The leadership policy of the B.S.A. states that a minimum of two adult leaders (one age 21 or older, and the other a minimum of 18) are required for each Pack trip or activity. While your group is in camp they will be in campsites of more than one group. It is recommended that parents not attending camp take their Webelos to camp and meet their leader there at the beginning of the session and pick them up at camp at the end of the session. You will need a ratio of 2 Adults to every 8 Webelos.

Camp Registration

Registration is completed by individual Webelos and a parent or the Pack (**please contact the office to get your Packs login**). Rosters are being uploaded for those packs registering their scouts. We recommend that you attend as a Den. Campsite assignments will be made by Den. If you are unable to attend with your Den, you are welcome to sign up with your parent for a different session. Register online at: www.siouxcouncil.org

CAMP EQUIPMENT

Den Equipment

You might want to visit with leaders of a Scouts, BSA Troop for equipment suggestions for a stay at camp. The Patrol or Crew Overnight Camping Gear List found in the Scouts, BSA Handbook might be helpful as you pack gear. You will not need to worry about cooking equipment. The following listing may be helpful. Bold face items are the most necessary.

First Aid Kit

Program Books***

Song Books***

Tools**

Lanterns

Tents*, poles, stakes

Hammer

Lawn Chairs

Ice Chest with locking lid

Rope & Twine

* BSA National Standards require tents to have a minimum of 30 square feet of floor space per camper and the warning "No Flame in Tent" marked on the outside near the door way.

** Consider such items as a screw driver, duct tape, vise grips, sharpening stone, oil etc...

*** You might want some ideas for campfire skits, etc.

Following are Items That Webelos Will Find Useful in Camp:

- | | | |
|---|---|--|
| <input type="checkbox"/> Health form (required) | <input type="checkbox"/> Toothbrush & paste | <input type="checkbox"/> Towels |
| <input type="checkbox"/> Webelos handbook | <input type="checkbox"/> Air mattress or cot | <input type="checkbox"/> Insect lotion |
| <input type="checkbox"/> Webelos uniform | <input type="checkbox"/> Jacket or sweat shirt | <input type="checkbox"/> Underwear |
| <input type="checkbox"/> Long pants | <input type="checkbox"/> Raincoat or poncho | <input type="checkbox"/> Soap |
| <input type="checkbox"/> Shorts | <input type="checkbox"/> Sturdy shoes or boots | <input type="checkbox"/> Water bottle |
| <input type="checkbox"/> Small pillow | <input type="checkbox"/> Extra socks | <input type="checkbox"/> Swim suit |
| <input type="checkbox"/> Flashlight | <input type="checkbox"/> Bed roll or sleeping bag | <input type="checkbox"/> Fishing gear
(if you plan to fish) |
| <input type="checkbox"/> Tent, etc. | <input type="checkbox"/> Pajamas | <input type="checkbox"/> Sun screen |
| <input type="checkbox"/> Swimming shoes
<i>Required to be able to swim</i> | <input type="checkbox"/> T-shirts | <input type="checkbox"/> Hat |

Don't Bring

- Carpet
- Futon (or other indoor furniture)
- Firewood (we have plenty)
- Excessive water (our water is from a municipal source)
- Excessively large coolers (shouldn't take more than 1 person to lift)
- Expensive watches, clothes, shoes, jewelry....you get the idea.

**The Sioux Council BSA cannot be responsible for lost or stolen items.*

CAMP HEALTH AND SAFETY

Arrival and Check in

The speed limit at Lewis and Clark is 15 mph.

*Regulations specify that all truck riders be in a passenger compartment
(no riding in beds, covered or uncovered).*

Plan to arrive at camp between 1:00 pm and 3:00 pm on the first day of your camp. In order for the camp staff to complete their pre-session meeting, greeting of Dens will not begin until 1:00 pm. If you arrive earlier than 1:00 pm, be prepared to make yourselves comfortable in the areas near the parking lot. We strongly encourage Dens to make travel arrangements so that all members of the pack arrive at camp at the same time.

You will be greeted by the Camp Commissioner and your Campsite Commissioner for the week. They will assist you in unloading personal gear and load gear onto camp service vehicles to transport your Pack gear to your camping site.

A Pack leader will proceed to the Administration Building to:

- Present the pack roster
- Sign up for activity badges (we suggest a second person to handle badge sign-up)
Scouts should be signing up for activity badges when they register for camp.
- Receive campsite assignments

Your Campsite Commissioner will lead the pack to the Medical Lodge for medical rechecks and to the dining hall for orientation.

Your Campsite Commissioner will lead you to your campsite. The camp ranger and other staff will pull trailers and/or transport by truck all den equipment. *Please do not drive equipment or trailers to your site yourself.*

After arriving at your site, Pack equipment should be gathered together. Scouts and leaders change to bathing suits and t-shirts and proceed to the waterfront for swim checks. **(It is a good idea to wear bathing suits under uniforms during the trip to camp so a change is not necessary before swim checks.)**

The Pack returns to its campsite to set up camp. As campsites are ready, Scouts will go to the handicraft area to make name tags.

At 5:30 pm, your group should make their way to the waterfront for supper.

Sportsman Activities will be held after supper from 7:15 pm until 8:15 pm. Opening campfire will begin at 8:45 pm.

Your Campsite

Picnic tables are provided in each campsite. You will find an established fire circle in each campsite. We ask that you use this fire site for any and all campfires you may wish to build.

The den's campsite arrangement and orderliness reflects upon the Den's standards. Living in a clean and well organized site helps a Scout feel pride in themselves.

Listed below are the aspects of a well established den campsite. The Camp Commissioner will visit you and your site during the week. The Commissioner may share ideas with you about ways to improve your site.

- ___ American and pack flags displayed with pack identification
- ___ First Aid Kit available in a central location
- ___ Campsite laid out with clear and safe traffic lanes
- ___ Tents and flies pitched correctly taught and using proper knots
- ___ Tents marked with "No Flame in Tent" sign or stencil
- ___ Campsite clean—food and gear properly stored, surfaces clean
- ___ Garbage cans used and covered: liners in place
- ___ Bulletin board with roster, fire guard plan and program posted
- ___ Latrine clean
- ___ Saw/axe yard separated from central site, marked and large enough
- ___ Respect is shown for camp facility—no marking of trees or property
- ___ Handicap vehicles parked in designated area (if applicable)

Flag Ceremonies

Flag Ceremonies are held at 7:55 am and 5:55 pm each day. Your den will have the opportunity to serve as color guard during your time at camp.

Dining Hall

The majority of your meals will be enjoyed in our dining hall.

Waiters assist the dining hall staff in the clean up of the dining hall after meals. Clean-up generally takes fifteen (15) minutes after the meal's conclusion. Waiters are assigned by the pack generally on a rotating basis. How you choose to handle the waiter assignments is up to you and your unit.

Packs should be careful not to begin clean-up while Dining Hall program is happening. Please wait until AFTER dismissal to begin clean-up.

Visitor/Leader Meal Prices

Breakfast.....	\$6.00
Lunch.....	\$6.00
Supper.....	\$7.00

Health Lodge

A camp health officer serves as a regular member of the camp staff. (A volunteer physician from Yankton supervises the camp's medical care services.) In the event of a serious accident, illness, or hospitalization, parents are contacted. However, care is not delayed. Medical care given at the camp by the camp medical officer is without additional charge. Scouts whose care requires use of disposable items such as non-rebreather masks will be charged the cost of such items. **Treatment provided outside of the camp is at each family's expense, forms are filed for insurance coverage.** The Sioux Council does participate in an insurance plan which assists with deductibles and uninsured costs.

Insurance

Scout campers registered with the Sioux Council are covered by the Council's sickness and accident policy while attending camp and during travel between camp and home. The council's policy meets costs beyond those covered by a Scout's family policy. It is important that the name of the family's insurance carrier and policy number be provided on the Personal Health and Medical Summary. A brochure fully describing the Council's sickness and accident policy is available from the Sioux Council Center for Scouting.

Discipline

Lewis and Clark, in accordance with the policies of the Boy Scouts of America, will not permit staff, volunteer leaders, or Scouts to use corporal or other harsh punishment. No humiliating or frightening method of discipline will be used to control the actions of any camper. Initiations which frighten or humiliate, including forms of hazing, are also not permitted.

Conditioning

A number of pack leaders attending camp have recommended that we alert adults to the fact that Lewis and Clark is situated on bluffs along the Missouri River. The bluffs provide an exhilarating view of forest, water, and the rolling expanse of Nebraska. The bluffs also mean that everyone at camp must climb and descend hills walking from campsites to dining hall to program areas.

Suggestions: Do some extra walking, jogging or bicycling beginning several weeks before you come to camp. Maybe put some miles on the "stepper" in the corner of the bedroom.

Dangerous Items and Substances

Some items are not permitted at camp. Failure to abide by the camp rules may lead to dismissal from camp. Do not bring any alcoholic beverages or illegal drugs into camp. Firearms, ammunition, personal BB guns, fireworks, bows and arrows, and sheath knives are items that should not be brought to camp. The use of aerosol propellant based insect spray is prohibited. Please use personal sized insect repellent in squeeze bottles or with a pump action.

Fuel Policy

National BSA policy permits use of liquid fuel only under the direct supervision of a knowledgeable adult leader. Gasoline and other flammable substances are to be stored in the approved fuel storage area in camp. (Contact the camp commissioner or camp administration). Propane or LP's are the preferred fuel and liquid fuels (white gas) are discouraged.

Open flames (i.e.. candles, sterno, kerosene lanterns, cigarettes, etc.) are not allowed in tents.

Fire Arms Policy

Personal firearms, ammunition and archery equipment are strictly prohibited. Lewis and Clark provides all equipment necessary for the field sports activities.

Fireworks Policy

Possession or use of fireworks at Lewis and Clark is strictly prohibited and cause for dismissal from camp.

Buddy System

The use of the buddy system is imperative at Webelos Explorer Camp. Each Scout must always be with a buddy. Scouts should never travel or be in the campsite alone.

REMEMBER two deep leadership is required when a Scout is with an adult who is not their parent or legal guardian.

PROHIBITED ITEMS:

(may result in immediate dismissal from camp)

- | | |
|-------------------------|---------------------|
| - Alcoholic Beverages | - Archery equipment |
| - Fireworks of any kind | - BB guns |
| - Sheath Knives | - Slingshots |
| - Pets | - Hand Axes |

Smoking is discouraged and must be done out of sight of Scouts!!
Remember YOU set the example.

CHECKING IN AND OUT OF CAMP

BSA Registration

All Webelos must be registered as members of the Boy Scouts of America and camp fees paid in order to stay in camp and participate.

Vehicles and Parking

1. Scout Leaders', Staff and Parent vehicles will be parked in lots located across the road from the Administration Building.
2. One vehicle per pack, upon special request and demonstration of need, may receive a permit to park in one of the designated lots (down the hill). These vehicles may be used only for:
 - *Handicapped accessibility
3. Scouts will hike into campsites on arrival day and out of the campsite on departure day.
4. Under NO circumstances will any individual ride in the bed of a truck.
5. Restricted roads, from the south ends of the parking lot, will be for the use of camp service and other authorized vehicles only (permit showing).

This plan is intended to alleviate many of the identified concerns that have been raised with traffic in camp. SCOUT SAFETY IS OUR NUMBER ONE CONCERN.

Care of Equipment

All campers and leaders are reminded that they are responsible for any damage above ordinary wear and tear they might cause to camp facilities or equipment.

Leaving Camp During the Week

Campers and Leaders who must leave camp during the week must sign out at the Administration Building. Campers may leave only with a parent or guardian. Leaders must be present when a camper checks-out of camp.

WEBELOS CAMP PROGRAM

Pack Program

Although most of your time at Lewis and Clark Scout Camp will be spent participating in activities which are part of a Program Schedule, do not underestimate the importance of interactions among members of your local pack or den. You, as den leaders and parents, will live and move with your scouts for the duration of camp. You will set the example for and encourage each scout to take on new responsibilities, cooperate better with others, and live in accordance with ideals of Scouting. This is a major part of the Webelos program.

We hope you will choose to participate in the program activities organized and prepared by our staff. We aim to make them enjoyable and supportive of the Webelos Program. Feedback in past summers has included comments from some participants to the effect that there has not been enough time for the dens to be on their own and spend time in relaxation at camp. Others have expressed appreciation of the fairly continuous schedule of activities during the relatively short time in camp. We are here to offer you a program, we do not require that you take part in each and every part of it.

Use the information about program offering from the daily schedule and on the following pages to plan *your* Lewis and Clark Webelos Program.

Advancement Program

Much of each day's program time is devoted to activities designed to help Webelos satisfy Activity Pin requirements. Some activity periods are specifically identifiable as dedicated to one particular Activity Pin or another. Others, like Outdoorsman Activity Badge requirements, will be met as Scouts camp and dine with your den. Sportsman Activity Badge requirements are met by participating in the series of Sportsman activities scheduled throughout your camp stay.

Individual Activities

There are times when you can choose to work with Scouts on individual activities back at the campsite. You may also choose to accompany your Scouts back to a place in camp they found worth further explorations. Scouts always like to explore pebble beach.

NOTE: Adult supervision of Scouts, as well as use of the buddy system, is essential when camping and exploring.

NOTE: Everyone, scouts and adults alike, must take the swim test before swimming or boating in the water. Swimming proficiency determines which depth of water may be used for swimming and which boats may be used. This swim testing is part of the BSA Safe Swim Defense Plan, which governs the use of all BSA swimming and boating areas.

FINAL CHECK LIST

___ Bring your health forms to camp. Every youth and adult needs to have a completed health history. Youth forms must be signed by the legal parent or guardian. You should complete a separate health form for each camp attended.

___ If any youth is leaving early with someone other than a parent, a letter indicating such is signed by the legal parent or guardian.

___ All personal gear is packed.

___ Sufficient and safe transportation has been arranged to and from camp. (*Remember no one is to ride in the bed of a pickup covered or not*)

___ There is sufficient leadership. BSA policy requires two deep leadership.

___ Fees have been paid to the Sioux Council Center for Scouting.

Webelos Camp Daily Schedule (Sample)

Day 1

1:00 pm – 3:00 pm	Registration, medical review, head to campsites
4:00 pm – 5:15 pm	Finish site set-up; make name tags; explore camp
5:15 pm – 5:40 pm	Personal cleanup – preparation for supper
5:50 pm – 6:00 pm	Greeting and retreat
6:00 pm – 7:15 pm	Supper @ Program Flats
6:45 pm – 7:15 pm	Break
7:15 pm – 8:15 pm	Sportsman Activities
8:15 pm – 8:45 pm	Make way to site and campfire site
8:45 pm – 9:30 pm	Opening campfire
9:30 pm – 10:00 pm	Return to sites and settle in for the night
10:00 pm	Taps (Den leaders and parents are responsible for settling scouts quietly in bed. “Lights-out” shortly following Taps.)

Days 2 & 3

7:30 am	Reveille
8:00 am	Flag Raising followed by breakfast
8:45 am – 9:00 am	Personal time – cleanup campsites, brush teeth, etc.
9:00 am – 10:30 am	Activity Badge activity
10:45 am – 11:45 am	Sportsman activity
12:00 pm	Lunch
12:30 pm – 1:30 pm	Rest period
1:30 pm – 3:00 pm	Activity Pin
3:10 pm – 4:00 pm	Sportsman activity
4:15 pm – 5:00 pm	Open aquatics
5:00 pm – 5:55 pm	Personal time
5:55 pm	Retreat Ceremony followed by Supper (Cookout Day 3)
7:00 pm	Evening Program “Map Game” (Day 2), Sportsman Activity (Day 3)
8:15 pm	Campfire preparation (Day 3 only)
8:45 pm	Campfire (Day 3 only)
10:00 pm	Taps

Day 4

7:00 am	Reveille
8:00 am	Flag Raising
8:05 am	Light breakfast served as packs arrive “up-top” for departure
8:30 am – 9:30 am	Departure as pack equipment is brought from the sites